


Low Pressure & Digital Output Semiconductor Pressure Sensor

AL4 Series

Description

The AL4 pressure sensor series is a low pressure and digital output pressure sensor. It composed of a silicon piezoresistive pressure sensing chip and a signal conditioning integrated circuit. The low-level signal from the sensing chip is amplified, temperature compensated, calibrated and finally converted to digital data that is proportional with the applied pressure.



AL4*DB

Features

- Low pressure range
- I²C Digital output
- High accuracy ±1.5 %FS
- Supply voltage 3.0, 3.3 & 5.0 Vdc
- High load pressure +100 kPa
- Low supply current Max 3.5 mA at 3.3 Vdc
- Miniature 11.36mm x 10.32 mm SMT package
- Dual barbed ports
- Operating temperature -40 to 85°C
- Compensated temperature 0 to 50°C
- Pressure range modification available

Applications

- Battery-operated Devices
- Medical Devices
- Industrial Pneumatic Devices
- Consumer Devices

✓ RoHS Compliant

Device Lineup

Model	Pressure Type	Supply Voltage	Accuracy	Pressure Range															
				-10 (-100)	-7 (-70)	-4 (-40)	-2 (-20)	-1 (-10)	0 (10)	1 (20)	2 (40)	4 (70)	7 (100)	10 kPa (100) cmH ₂ O					
AL4	Gauge	5.0 Vdc	±1.5%FS																
				3.3 Vdc	±1.5%FS														
				3.0 Vdc	±1.5%FS														

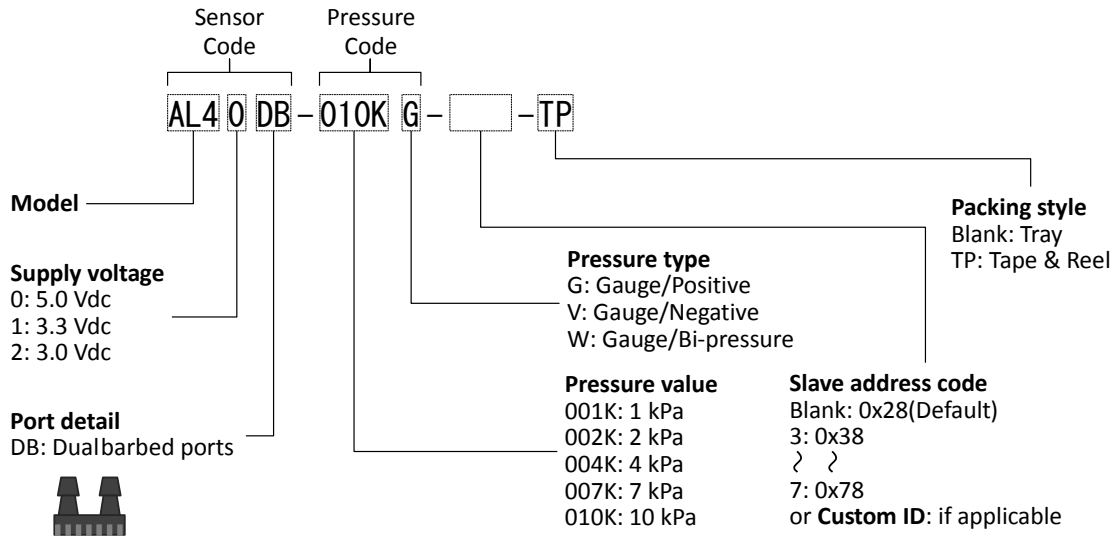
© 2014 Fujikura Ltd. All rights reserved.
 This data sheet has a possibility to be revised without notice. This data sheet does not contain all information. Before designing, please ask us the specifications of this product.



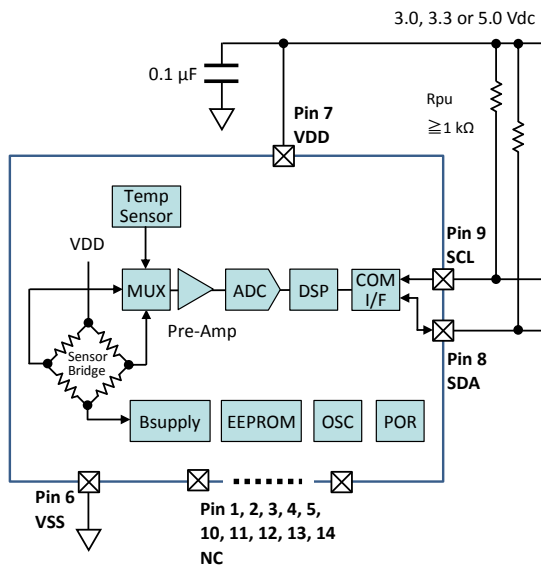
Low Pressure & Digital Output Semiconductor Pressure Sensor

AL4 Series

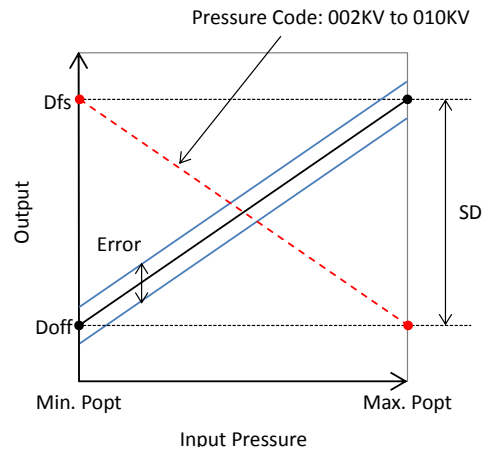
Device Name Code



Block Diagram



Output Characteristics



© 2014 Fujikura Ltd. All rights reserved.
This data sheet has a possibility to be revised without notice. This data sheet does not contain all information. Before designing, please ask us the specifications of this product.



Low Pressure & Digital Output Semiconductor Pressure Sensor

AL4 Series

Absolute Maximum Ratings

Item	Symbol	Rating	Unit
Supply Voltage	VDDmax	-0.3 to +6	Vdc
Voltage at Digital I/O Pins	Vdiomax	-0.3 to VDD + 0.3	Vdc
Load Pressure	Pmax+	See Pressure Range Table	
Operating Temperature	Topt	-40 to +85	°C
Storage Temperature	Tstg	-40 to +85	°C

General Specifications

Item	Symbol	Sensor Code			Unit
		AL40DB	AL41DB	AL42DB	
Supply Voltage	VDD	5.0±0.25	3.3±0.165	3.0±0.15	Vdc
Type of Pressure	-	Gauge pressure			
Pressure Media	-	Non-corrosive gases			
Compensated Temperature	-	0 to +50			°C
Operating Humidity	Hopt	30 to 85 (non-condensing)			%RH
Storage Humidity	Hstg	30 to 85 (non-condensing)			%RH

Pressure Range

Item	Symbol	Pressure Code										Unit
		002KG	004KG	007KG	010KG	002KV	004KV	007KV	010KV	001KW		
Absolute Maximum Load Pressure	Pmax+	+100	+100	+100	+100	+100	+100	+100	+100	+100	+100	kPa
Measurement Pressure	Popt	Min.	0	0	0	0	-2	-4	-7	-10	-1	
		Max.	+2	+4	+7	+10	0	0	0	0	+1	

Electrical Characteristics

Ambient temperature Ta = 25°C

Item	Condition	Symbol	Rating			Unit
			Min.	Typ.	Max.	
Offset Pressure Data	Min. Popt, 002KV to 010KV: Max. Popt	Doff	598	819	1040	Count
Full Scale Pressure Data	Max. Popt, 002KV to 010KV: Min. Popt	Dfs	15344	15565	15786	Count
Span Pressure Data	Min. to max. Popt	SD	-	14746	-	Count
Accuracy	0 to 50°C	Error	-1.5	-	+1.5	%FS
Supply Current	VDD = 5 Vdc	Ic	-	-	4.5	mAdc
	VDD = 3.3, 3.0 Vdc		-	-	3.5	
Response Time	for reference	tr	-	1	-	msec.

Communication Interface & Protocol

Item	Content
Interface	I ² C™
Slave Address	7 bit, 0x28(Default) to 0x78
Measurement Packet	<p> S Start Condition S Stop Condition Slave Address Data Bit R Read (1) A ACK N NACK </p>

I²C™ is a trademark of NXP Semiconductors.

© 2014 Fujikura Ltd. All rights reserved.
 This data sheet has a possibility to be revised without notice. This data sheet does not contain all information. Before designing, please ask us the specifications of this product.



We are here for you. Addresses and Contacts

Sales Switzerland & Liechtenstein

Matthias Rüegg
Ruhbergstrasse 32
CH-9230 Flawil

Phone +41 44 877 35 18
Mobile+41 76 491 66 66
Fax +41 44 877 35 19

matthias.rueegg@pewatron.com

Sales International Key Accounts

Peter Felder
Thurgauerstrasse 66
CH-8052 Zürich

Phone +41 44 877 35 05
Mobile+41 79 406 49 83
Fax +41 44 877 35 25

peter.felder@pewatron.com

Sales Germany

Postcode 10000–59999
Postcode 80000–99999

Kurt Stritzelberger
Neumarkter Str. 86a
D-81673 Munich

Phone +49 89 260 38 47
Mobile+49 171 803 41 35
Fax +49 89 43 10 91 91

kurt.stritzelberger@pewatron.com

Postcode 60000–79999

Dieter Hirthe
Auf der Entenweide 4
69502 Hemsbach

Tel. +49 6201 508 9250
Mobil +49 1637 627 430
Fax +49 6201 508 9751

dieter.hirthe@pewatron.com

Sales Austria

Kurt Stritzelberger
Neumarkter Str. 86a
D-81673 Munich

Phone +49 89 260 38 47
Mobile+49 17 18 03 41 35
Fax +49 89 43 10 91 91

kurt.stritzelberger@pewatron.com

Sales Other Countries / Product Management

Sensors

Physical Sensors
Data Acquisition

Thomas Clausen
Phone +41 44 877 35 13
thomas.clausen@pewatron.com

Geometrical Sensors

Eric Letsch
Phone +41 44 877 35 14
eric.letsch@pewatron.com

Power Supplies

DC-DC Converters
Switching Power Supplies
DC-AC Inverters

Sebastiano Leggio
Phone +41 44 877 35 06
sebastiano.leggio@pewatron.com

E-Components

Current Sensors
Man Machine Interface
Measurement Probes

Sebastiano Leggio
Phone +41 44 877 35 06
sebastiano.leggio@pewatron.com

PEWATRON AG
Thurgauerstrasse 66
CH-8052 Zurich

Phone +41 44 877 35 00
Fax +41 44 877 35 25

www.pewatron.com
info@pewatron.com