

SAXOPRINT® pro design add-on for Adobe InDesign



With SAXOPRINT® pro design, we would like to present an innovative new add-on for Adobe InDesign, aimed at both existing users and newcomers to the product. Our extension enables professional print templates to be created and serves as the basis for individually designed print products. This allows you to work even more efficiently and save valuable time. All information about SAXOPRINT® pro design and detailed instructions are shown below.

Online printing company SAXOPRINT publishes add-on for InDesign

"With SAXOPRINT® pro design, we provide beginners and professional users, such as graphics designers and agencies, with an easy-to-use and flexible tool, which allows them to work more efficiently. The development of SAXOPRINT® pro design reflects the innovative and customer-oriented mindset of the entire SAXOPRINT team. We are already working on further extensions for SAXOPRINT® pro design to ensure that we can continue to offer our customers further added value in the future." Daniel Ackermann, managing director of SAXOPRINT

SAXOPRINT takes its leading role in the industry seriously and is one of the first online printing companies to publish an add-on that simplifies the generation of professional artwork files. Adobe InDesign users will soon be able to generate print templates with SAXOPRINT® pro design and begin with the actual design even faster. All parameters relevant for printing are taken into account, thus ensuring accurate generation of artwork files.

With SAXOPRINT® pro design, there is no need to download print templates separately, as you can create flyers, brochures, business cards, advertising technology and much more within your standard working environment thanks to our add-on. With its intuitive operation, SAXOPRINT® pro design is aimed at both professionals and beginners in Adobe InDesign. If you work for an agency or a printing company and are familiar with the generation of artwork files in your day-to-day work, then we would strongly recommend that you use our new add-on. With the associated time savings and safe operation with print-ready files, the benefits of SAXOPRINT® pro design are clear to see.

In addition to professional print templates, SAXOPRINT® pro design also offers a news box with information about print-related issues and contact details. The add-on also provides a direct link to our helpful Service area. We will continue to develop SAXOPRINT® pro design and add new features. The add-on is available free of charge for Windows and Mac and can be installed from the Adobe Add-ons website.



Benefits

Efficient

SAXOPRINT® pro design makes the generation of artwork files faster. Templates for flyers, brochures, business cards, products from our range of advertising technology and much more can be generated directly in Adobe InDesign and given their own unique designs.

Innovative

It has never been so easy to generate professional and perfect artwork files. SAXOPRINT® pro design uniquely combines the generation of print templates with Adobe InDesign.

Professional

The various specifications for printing and further production processes need to be taken into account in the generation of artwork files. Parameters such as size, bleed, colour space, fold edges and page arrangement are therefore integrated in SAXOPRINT® pro design.

Intuitive

Users of SAXOPRINT® pro design enjoy direct integration in Creative Cloud from Adobe. Our extension for InDesign is easy to install and simple to use for both beginners and professionals.

Free of charge SAXOPRINT® pro design is available free of charge to all users of Adobe InDesign. The add-on is installed through Creative Cloud from Adobe and new products are added automatically through the integrated update function.


Secure

SAXOPRINT® pro design is an add-on for InDesign certified by Adobe. The add-on is updated automatically through secure SSL encryption.

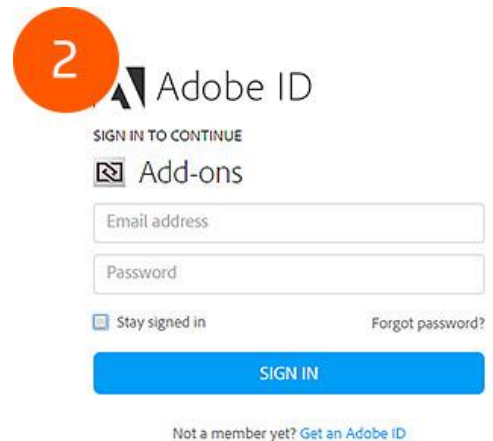
Features

- Compatible from InDesign CS6 and later versions
- Can be used with Windows and Mac
- Always up to date thanks to update function
- Integrated news box with latest print issues

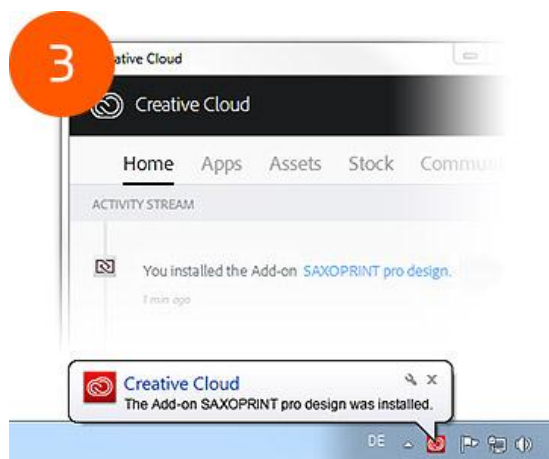
Download & Installation



SAXOPRINT® pro design is installed via the Adobe Add-on portal. Once you have signed in using your Adobe ID, you can install our add-on by clicking the "Free" button. If you do not yet have an Adobe ID, please create a new account.



Once you have selected SAXOPRINT® pro design, your Creative Cloud client is instructed to install the add-on. If you do not have this application installed, it will be offered to you free of charge during the installation process.

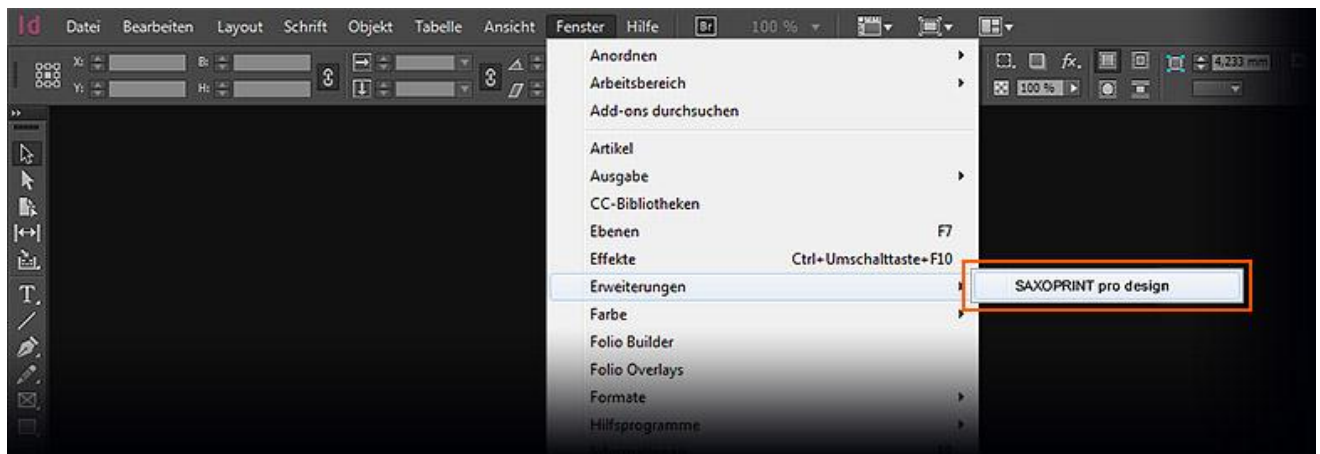


SAXOPRINT® pro design is installed automatically in the background without any further effort on your part. When the installation is complete, you will be informed in the activity stream of the Creative Cloud client and in the info box above your task bar.

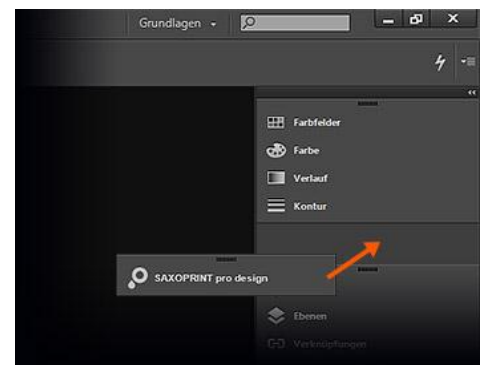
The Creative Cloud client also ensures that you always have the latest version of SAXOPRINT® pro design. As soon as new versions are available, they are automatically identified and installed.

You can find more information about your installed extensions at any time under My Add-ons at Adobe Add-ons.


Launch & Functionality



When you launch SAXOPRINT® pro design via Window > Extensions > SAXOPRINT® pro design, our add-on opens in a separate control panel. The extension can be easily integrated or minimised in the InDesign control panel, so you can access it at any time.



Under the header row with our service number are the three menu items Home, Print templates and Service & help. We will explain the properties and functionality of SAXOPRINT® pro design in greater detail below.



Home

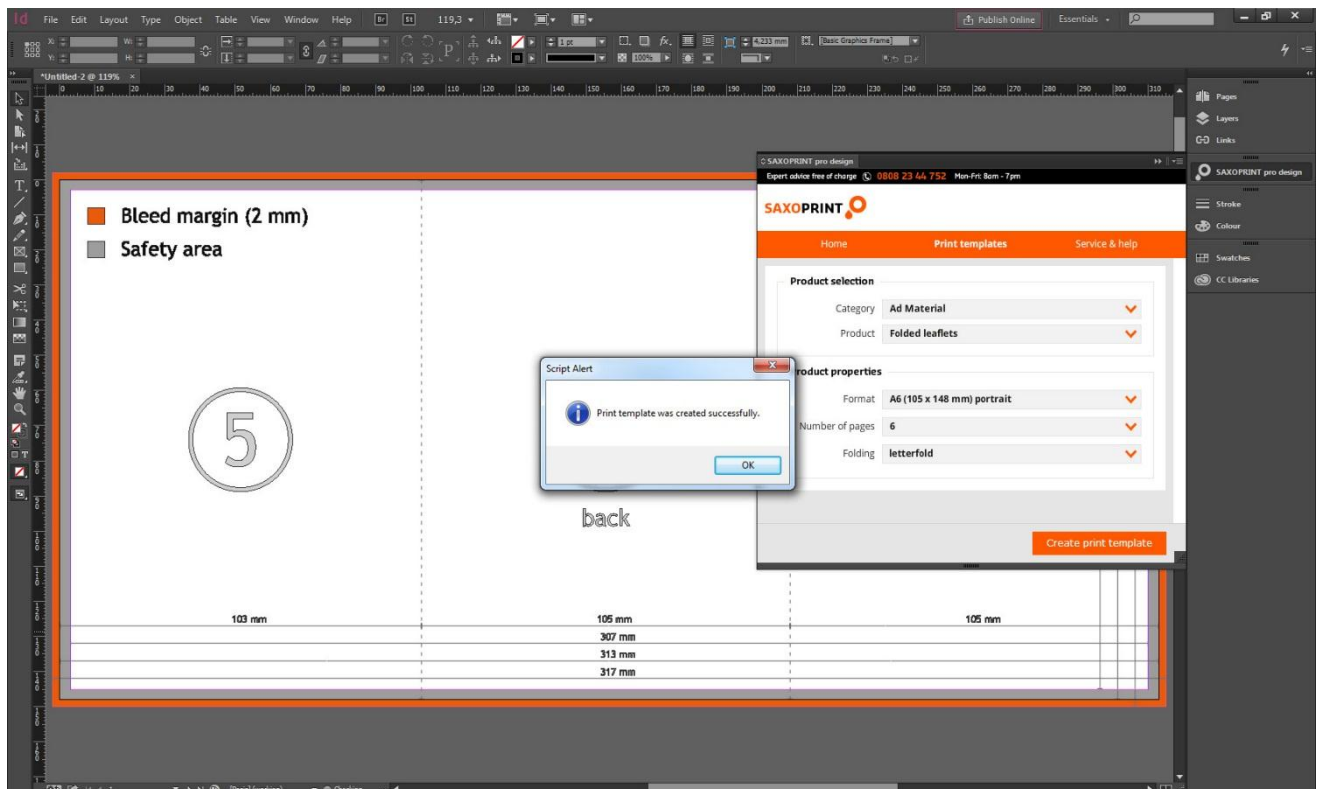
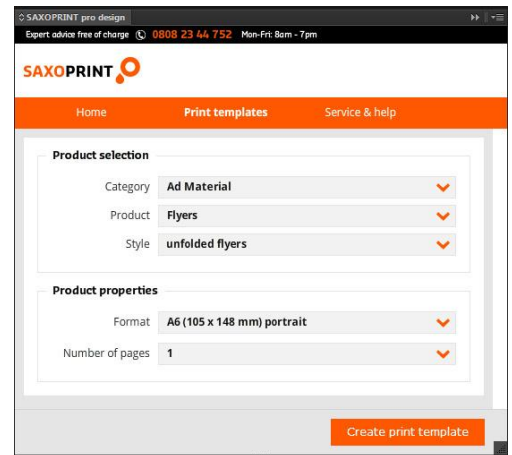
In our news box, we will share messages of interest with you on issues relating to printing, directly in InDesign. For example, we will inform you about advanced new product innovations, share useful design tips, keep you up to speed with everything related to SAXOPRINT and occasionally provide a little entertainment. The SAXOPRINT® pro design news box is updated every time Adobe InDesign is launched. In this way, we ensure that you don't miss any messages from us.

Print templates

The Print templates menu item is the heart of SAXOPRINT® pro design. This tab allows you to generate all templates for SAXOPRINT products.

As you are already familiar with from our website, you can first select the desired product category under product selection. Then the comprehensive range of print products are available for you to select. SAXOPRINT® pro design generates your print templates precisely based on the specifications of the print product you require. You then need to establish the exact product properties below. Based on your selection, you can define the size, number of pages, fold type and additional options, for example. In some cases, certain product configurations also enable additional product extras to be selected. Once you have fully configured your desired product, simply click "Create print template" and SAXOPRINT® pro design will start the generation process.

This process will be complete within a few seconds, and then the print template will open automatically in Adobe InDesign and be available for processing. When creating print products with multiple pages (brochures, booklets, etc.), ensure that these print templates are created generally as single pages.



The generated print templates contain three pre-set layers. The Template layer contains all elements for specifying the dimensions, bleed and page determination. This layer is locked by default and can be hidden if required. The Layout layer is also locked. This contains graphical elements such as the lines of a notepad, depending on the print product configured. The My Layer layer which is shown in the foreground is used to place the design you created. In accordance with the specifications, you can design the print product there.

Service & Help

The Service & Help menu item contains a number of links, allowing you to place an order with SAXOPRINT, for example. In addition, this area contains helpful links to our artwork files instructions and FAQs. You can also access the order management in our online shop via SAXOPRINT® pro design. In order to use the SAXOPRINT sponsoring option, we have also integrated downloads of our logo. For any questions relating to SAXOPRINT® pro design and our print products, our expert service team will be happy to help you on 0808 23 44 752 or via the contact form.

